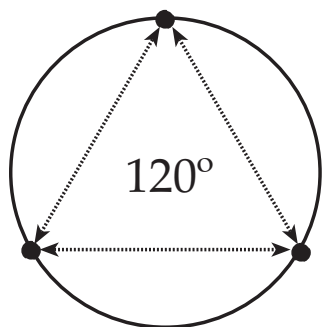


CHAPTER FOUR - ANGLES & ASPECTS

Up until this point we have dealt with the planets one at a time, the signs, the houses, etc. Now it is time to look at the interaction of multiple heavenly bodies.

When one looks from Earth out toward the different planets, they are at different angles to each other. These angles are known as aspects. What we are talking about here is simply geometry. If there were three planets, which from Earth were at 0° , 120° and 240° , we would have a triangle with three equal sides (an equilateral triangle). The 0° reference point is taken as the point on the horizon at the first moment of Spring.



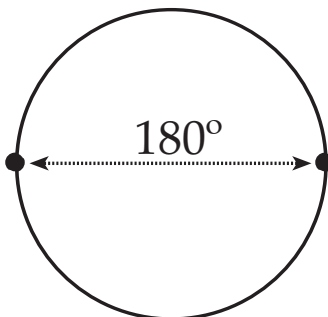
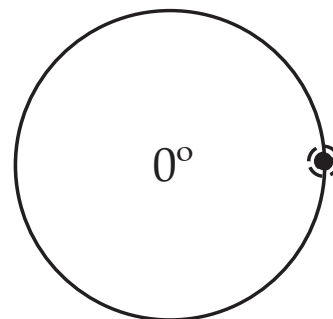
The diagram is simplified in that it shows all three bodies in the same orbit. Nonetheless it is the angles that are important.

Previously we noted that a circle is naturally divided into 360° and that it seemed natural to deal with each 30° of the circle as a different division as it neatly divides a circle into 12 pieces and 12 is a number that is easily further divided (1×12 , 2×6 , 3×4). This is, of course, the way the Signs and Houses are divided. Since aspects deal with multiple planets forming angles to each other, it seemed natural to continue with the 30° divisions.

Our approach here will be to look at the mathematically and geometric possibilities and then see if there are meanings to the ones we come up with.

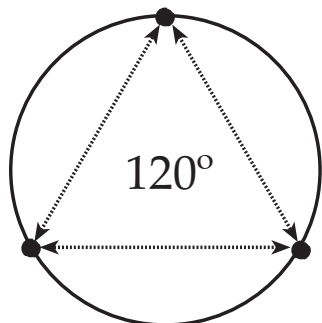
CONJUNCTION (0°)

When you look at the ways in which two heavenly bodies can interact you start with the conjunction (0°). This is the case where the two bodies seem to come together in the sky to become one. An example of this would be a solar eclipse where the Moon passes in front the Sun and cuts off the light of the sun.



OPPOSITION (180°)

If you look at the other end of the spectrum, the two bodies could be at an angle of 180° . In the opposition you have the maximum separation of two bodies. You will further note that in the conjunction there was only one point, here there are two. An example here would be the full moon when the Sun is on one side of the Earth and the Moon is on the other.

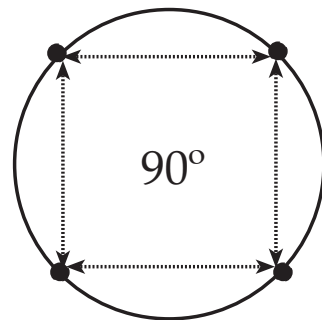


TRINE (120°)

First one, then two, now you can get the equilateral triangle when you try putting three bodies in the maximum different positions with equal angles. Note that while we have depicted three bodies, the trine itself only requires any two of the three bodies. If three heavenly bodies were in these positions, the traditional Astrological nomenclature is grand trine.

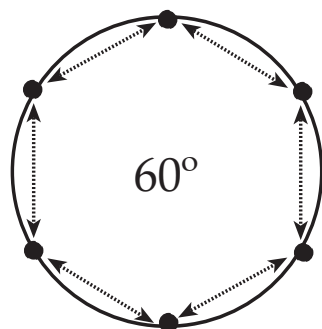
SQUARE (90°)

Moving on to "four" the picture now becomes a square with 4 corners of 90° each. Again, one only needs 2 adjacent positions to have a "square". In the case of 4 heavenly bodies are in this configuration, it is called a grand cross.



QUINTILE (72°)

Since the quintile is not a 30° point we will leave it until later in this chapter.



SEXTILE (6) (60°)

The sextile is very similar to the trine, In fact the sextile merely divides the angle in half and has twice as many points.

SEPTILE (7)

The septile would occur every 51.42857... degrees and is avoided for now as it is not a 30° angle.

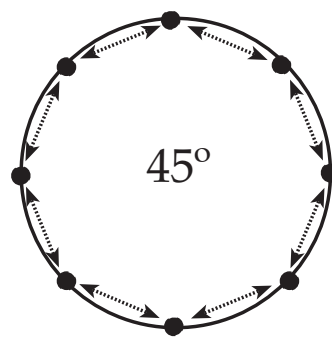
SEMI-SQUARE (8) (45°)

The semi-square gives us an interesting problem. We have been avoiding any grouping that was not a 30° angle on a 360° circle. However, a new pattern of doubling is showing up as follows:

3	Trine
6	Sextile
12	Semi-sextile (covered below)

and a second group of doublings is as follows:

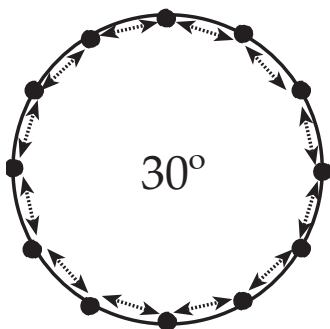
1	Conjunction
2	Opposition
4	Square



These patterns seem to beg the question of doubling 12 to 24 and 4 to 8. Twenty four exceeds our circle, but groupings of 8 occur each 45°. Hence we seem to have one non-30° aspect, one that is contrary to the original pattern.

9 THRU 11

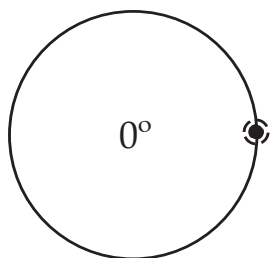
None of these are either a part of our doublings, nor do they sit on the 30° points.

SEMI-SEXTILE (12) (30°)

If we go on to consider the 12 pointed star we are back on familiar territory. As the trine doubled into the sextile, the sextile doubles into the semi-sextile. We still have symmetry and we not only have the 30° points, we have all the 30° points. Now that we have filled out to all the 30° points it seems that we may have ended our search. Let's begin to review and see if there are any patterns in what we have.

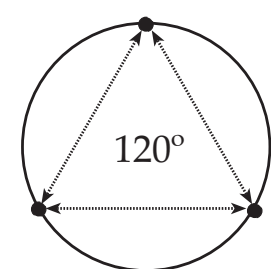
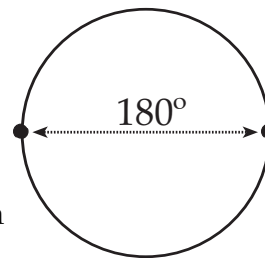
MATCH THAT PLANET

So far we have 7 aspects. It is doubtful that we can match these with the 12 Houses or the 12 Signs. However, if there were one more aspect, we would have the same number of aspects as there are planets. At this point the 8th aspect is not obvious, but let's see if the 7 aspects match up to any of the planets in a clear fashion.



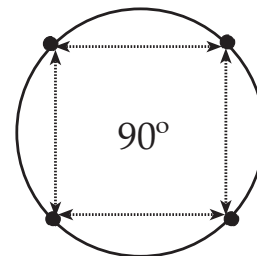
Starting with the conjunction and the opposition we have two coming together (integration) and two at maximum separation. Right away it would appear that the conjunction is related to Venus and that the opposition is related to Mars. Let's move on to the next item on each of the lists, the trine

and the square.



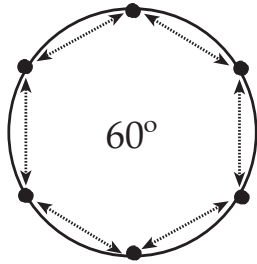
By the numbers we have moved from 1 and 2, to the numbers 3 and 4. These numbers move us from the realm of the Individual to the realm of the Family. The trine is the most stable of the configurations, this reminds us of Saturn and its emphasis on structure. With the square, you have each

angle forcing the maximum change (90°) from the existing path (without incurring an opposition). This push for change (separation) would relate the square to Jupiter.

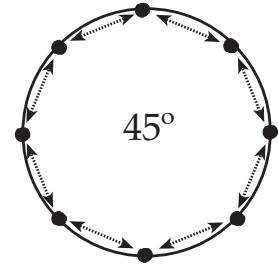


Note also that the difference between this pair and the previous pair is that the square and trine force the issue of being vertical. The conjunction and the opposition do not require any vertical component. Here we would suggest that this vertical structure again relates to the vertical or hierarchical nature of the family.

If this idea is correct the next pair should show the vertical structure of the commu-

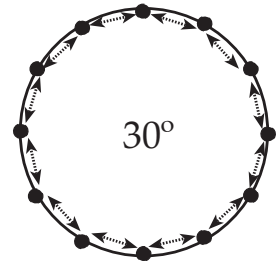


nity, but the last two should return (in some fashion) to the horizontal structure. With the Sextile and Semi-square combination we retain the vertical structure and as the trine was integrational, we assign Uranus. Uranus is known for quantum jumps and the sextile situation emphasizes

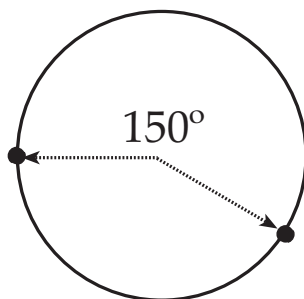


jumps of 60° , not the single step of 30° . Further, also like the trine, the sextile is a strong arrangement. Since Uranus is a planet of community integration, we would expect that the sextile and semi-square deal with communities. If the trine and the square deal with families then this pair is created by having two of each type of family. Multiple families implies community. Hence the semi-square would relate to Neptune. A further look at why Neptune is fitting is the fact that the semi-square is the first of our aspects that does not align to the 30° marks. Then again Neptune is highly separational in its nature and is the first planet that is never visible to the naked eye. Neptune is the planet that represents contrary direction.

The last of the aspects we have found so far is the semi-sextile. This diagram shows that all the 30° points are hit, this sounds very inclusive and hence integrational. And since it integrates all, the all sounds like the universe of something and this would lead us to aligning this aspect with Mercury. Lastly there is the question of vertical Vs. horizontal. While the diagram does have a vertical component, all points are hit, this smacks of equality and hence not a hierarchical arrangement.



This leaves us looking for an aspect that can hit all 30° points, stay aligned on the 30° points, represents horizontalness and/or equality and yet is somehow separational - different from all others since this aspect will be aligned to Pluto. Enter the Quincunx (150°).

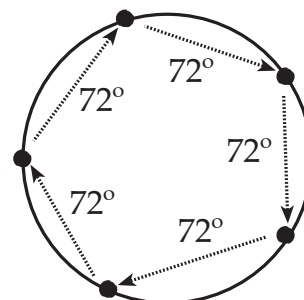


The quincunx can start on any of the 30° points and it always ends up on the 30° points as well. Since this picture is very different from all the rest, we may have found the last aspect.

What is especially odd about this aspect is that there is no even multiple of 360° . The Conjunction happens once in 360° , the opposition twice, the trine thrice, the square four times, the sextile - 6, the semi-sextile - 12 and the semi-square - 8. You would have to spiral around the circle five times for the quincunx to come back to its starting point. Which is sensible since this angle is the sum of five 30° segments.

But also related to five is dividing the circle into 5 equal parts of 72° each or

Quintiles. We passed over the quintile earlier in this chapter and it seems to be long here. The quincunx is related to Pluto and it would seem that we have an angle left over. However, Pluto is the odd-ball and just as Pluto has 2 symbols, it would appear that it can have two aspects both related to it.



The quintile, like the semi-square presents some difficulties in assessing the orb of an aspect. The orb is the number of degrees under which the influence of an aspect can be felt or seen. Without the semi-square (related to Neptune) and the quintile (related to Pluto) we would have had 30° of separation between all the angles. This would have allowed for a maximum orb of $\pm 15^\circ$ from any exact aspect. For example, an opposition could have started at 165° and ended at 195° .

The quintile in particular questions the $\pm 15^\circ$ orbs since it is only 12° away from a sextile (60°). Hence the quintile would suggest that either orbs can only be $\pm 6^\circ$ or multiple aspects can be possible.

What is self-evident about this situation? The semi-square and quintile are related to planets that have to do with contraryness and rule-breaking. So let's assume that the rules are broken. In this case, it would suggest that more than one aspect could be having an influence at once. In other cases when effects were running concurrently we have merged them together and that would seem to be the case here.

So if two heavenly bodies are at an aspect of 66° , they could be said to be both sextile and quintile at the same time and the effects of each aspect would be in play.

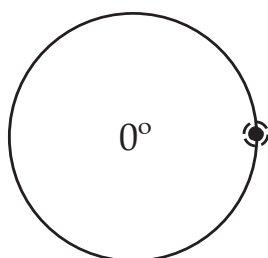
Before moving into the area of aspect interpretation, a review of the nine aspects are now presented. It is worthy of note as to why 8 planets can be related to 9 aspects. Eight is the number of Neptune and Neptune has to do with reversing course. Neptune is the only planet with a major moon running retrograde (backwards) against the rotation of the planet itself. The 8 planets are related to reversal as they are seen from Earth. All 8 have retrograde motion from time to time. The Sun and the Moon do not.

Aspects would not seem related to reversals as the aspects are stable and do not have reversals in their nature. Aspects seem related to 9 which is Pluto and aspects do have to do with transformations. Indeed aspects indicated the points of change and transformation. Nine is also a number of completion suggesting that these 9 aspects are the complete set of fundamental aspects. This does not mean that there are no other aspects, it does, however, suggest that these are the fundamental aspects and all other aspects should be related to these 9.

THE NINE MAJOR ASPECTS

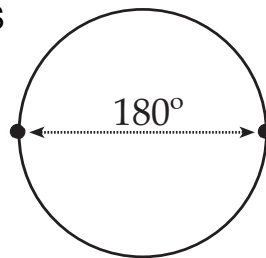
INTEGRATION

SEPARATION

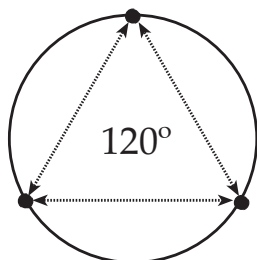


VENUS

MARS

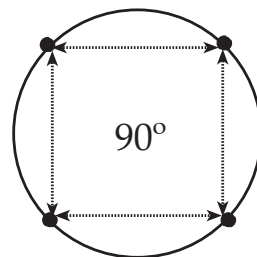


INDIVIDUAL

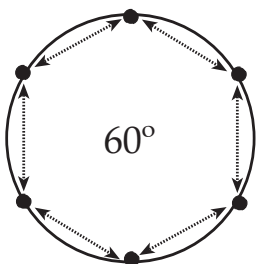


SATURN

JUPITER

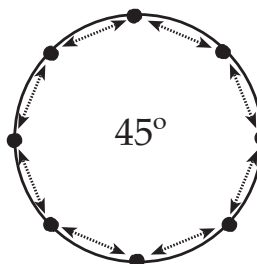


FAMILY

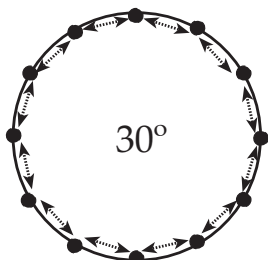


URANUS

NEPTUNE

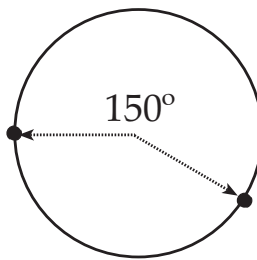


COMMUNITY



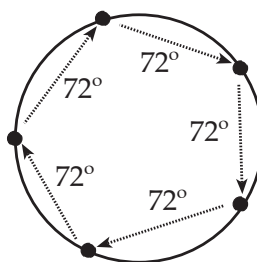
MERCURY

PLUTO



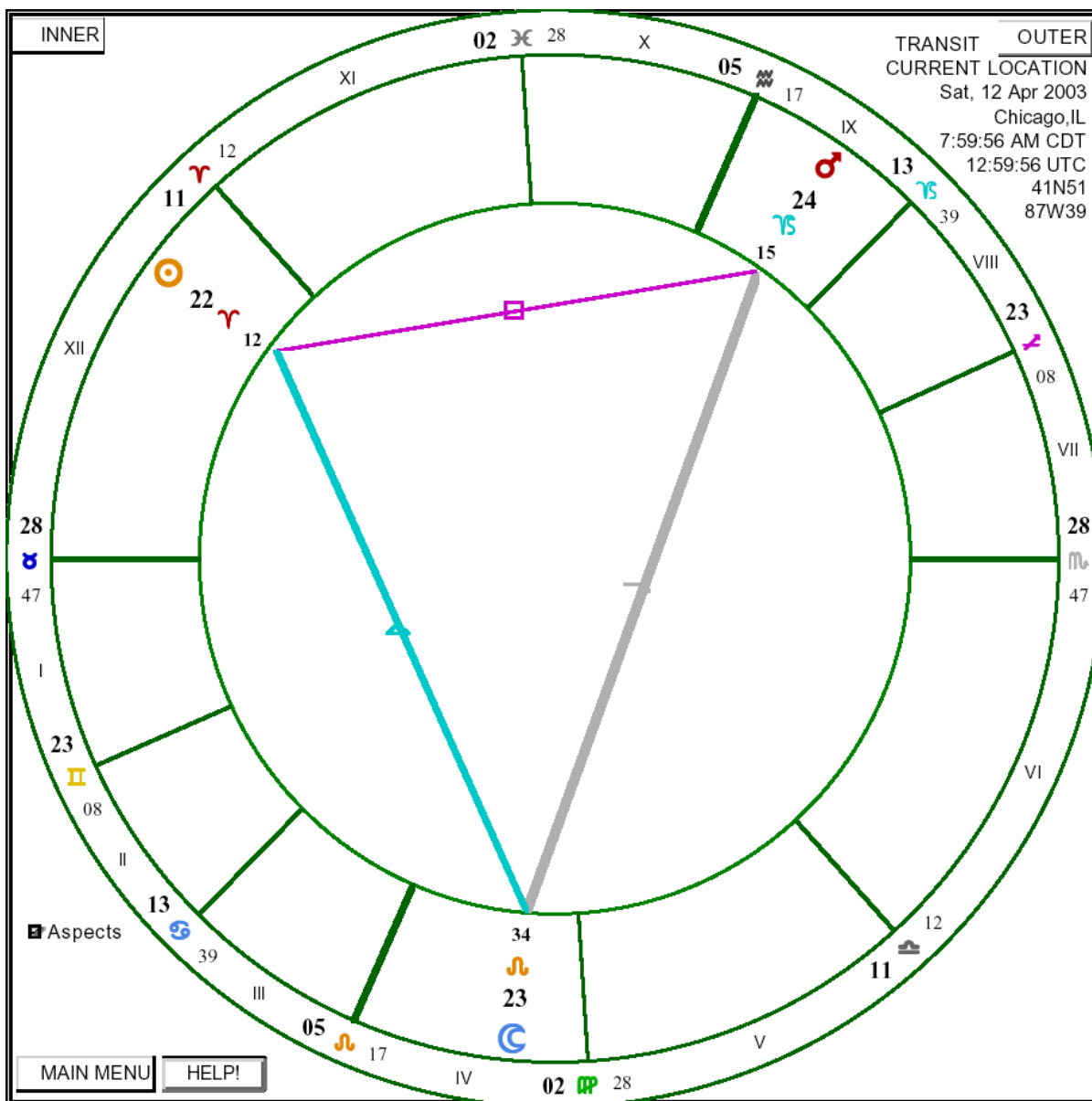
UNIVERSAL

PLUTO



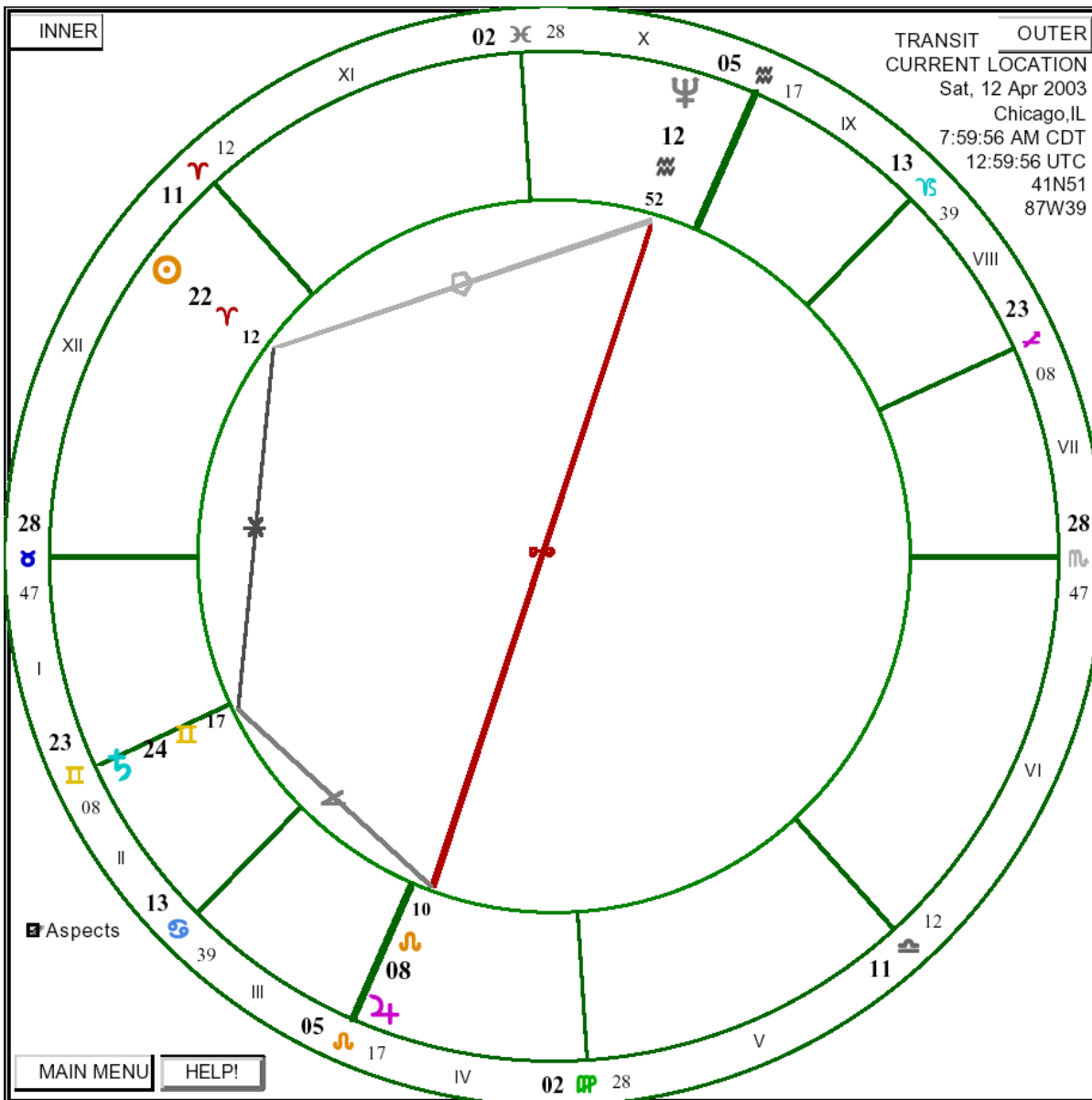
UNIVERSAL

We have looked at the meaning of the aspects by themselves. In this next section we will look at aspects in a chart. We will assess a few different aspects on each of the next three charts that follow:



In the chart above we have a square (magenta), a trine (cyan) and a quincunx (light grey). The square between the Sun and Mars suggests that a family of changes in energy (Mars) will be visible (Sun). The trine between the Sun and the Moon suggests a strong connection between beginnings (Sun) and endings (Moon). Lastly the Quincunx between Mars and the Moon suggests that adjustments in energy (Mars) come “out of nowhere” due to completions (Moon).

Please note that these are sample interpretations and other similar interpretations are just as valid. The interpretation has to be suited to the situation.



In the chart above we have 4 aspects. The opposition (red) between Jupiter and Neptune suggests an opposition between creativity (Neptune) and expansion (Jupiter). The semi-square (Medium grey) between Jupiter and Saturn, suggests that minor change is needed in integrating and expanded family. The sextile (dark grey) between Saturn and the Sun suggests an opportunity to bring solidity to light. And lastly, the Quintile (72°) between The Sun and Neptune suggests that a confusion is brought to light unexpectedly.

Note that in this simple examples, we are not taking into consideration either the zodiac sign of the heavenly body, nor the house in which each heavenly body exists. These are covered in other chapters, but should be taken into consideration when making an interpretation.

